



Pathfinder Basic Staff Training Certification

Participant's Name _____



Ontario
Conference
Pathfinder
Ministry



Pathfinder Basic Staff Training Certification

INTRODUCTION

The Pathfinder Basic Staff Training Certification is designed to develop awareness in leaders of the fundamentals of the Pathfinder Ministry and to help club leaders become familiar with the procedures, policies, and resources necessary to commence and maintain a Pathfinder Club.

This course is not intended to teach the basics of what Pathfinders learn, but rather those basic elements of information necessary for any Pathfinder staff member or leader to fulfill his or her duties.

Participants will attend a minimum of 10 hours of seminar training conducted by the Ontario Conference Pathfinder Ministry personnel. This training shall include both seminar lecture and discussion. Each participant is required to have a portfolio or a 3-hole ring binder and a copy of the Pathfinder Staff Manual.

This Basic Staff Training (BST) Certification is a prerequisite to the Master Guide Leadership Course. A BST certificate issued by the Ontario Conference will be presented to each participant upon completion of requirements. Send a copy of the completed and signed Pathfinder BST Certification Checklist to the Ontario Conference Pathfinder Ministry via mail, e-mail or fax:

Mail:

Pathfinder Ministry
Ontario Conference of the Seventh-day Adventist Church
1110 King St. East, Oshawa, ON L1H 1H8

E-mail:

pathfinders@adventistontario.org
Fax:
905-571-5995

This BST curriculum is based on the Adventist Youth Ministries Training for Pathfinder Leaders (2011) with section contents adapted from the 10-Hour Course Pathfinder Staff Training Course produced by the North American Division Pathfinder Ministry (1993). In addition, a few edits were made to suit the Ontario Conference context.

www.ontariopathfinders.ca



ONTARIO CONFERENCE PATHFINDER MINISTRY

Pathfinder Basic Staff Training Certification



Name _____ Church _____

E-mail _____ Phone _____

Training Initiation Date _____ District _____

Prerequisites:

- 1. Be at least 16 years old
- 2. Be a Seventh-day Adventist Christian who loves Jesus and is willing to share this love
in both word and deed
- 3. Intend to be an active Pathfinder staff member
- OR
- Be participating in Master Guide training

Seminars	Completed		
	Date	Instructor	Signature
1. Pathfinder Club Ministry: Its History, Purpose, and Relationship to Church, Adventurers and Master Guides	_____	_____	_____
2. Introduction to Pathfinder Club Organization	_____	_____	_____
3. Introduction to Pathfinder Club Programming and Planning	_____	_____	_____
4. Introduction to Pathfinder Club Outreach	_____	_____	_____
5. Introduction to Basic Drill	_____	_____	_____
6. Adolescent Development	_____	_____	_____
7. Introduction to Teaching Skills	_____	_____	_____
8. Introduction to Medical, Risk Management, and Child Safety Issues	_____	_____	_____

Required Field Work:

Create a *Portfolio* that contains the handouts and your personal notes from the seminars you attended

Continued on back.

Submit a one-page, single spaced, typewritten reflection paper based on what you have learned from the Basic Staff Training and its implication to your commitment to and involvement in Pathfinder Ministry.

Reviewing Pathfinder Officer Use Only

I have completed a review of the participant's *Portfolio* and *Basic Staff Training Check List* and have found them to have fulfilled the requirements for this training course.

Training Completion Date _____ Signature _____

Name of Reviewing Pathfinder Officer _____

E-mail _____ Phone _____

Failed Review Instructions

In the event of a failed review, the reviewing Pathfinder Officer should return the Portfolio to the participant along with a written note explaining what additional work or documentation must be completed to receive a pass.

Reviewing Pathfinder Officer's Disclaimer

Completion of this training curriculum does not guarantee the bearers overall qualification to lead, nor does it give a guarantee of ability, aptitude, or placement. It simply marks completion of a training curriculum.



Name _____

PATHFINDER BASIC STAFF TRAINING – Section 1

Pathfinder Club Ministry: Its History, Purpose, and Relationship to Church, Adventurers and Master Guides (1.15 hour)

NOTES

Purpose

To provide an introduction to club ministry with emphasis on the role Pathfinding plays in young people’s faith development.

Objective


To develop an awareness of the purpose and uniqueness of Pathfinder ministry and to give an overview of the history of Pathfinding.

Explanation

1. History of Pathfinding showing God’s leading and care (15 min)
(Read the book The Pathfinder Story by John Hancock)
2. Pathfinder Club Emblem (5 min)
3. Pathfinding as a Discipleship Ministry (20 min)
4. Pathfinder Mission, Philosophy, and Objectives (15 min)
5. Relationship to Church (Sabbath School and School), Adventurer and Master Guide Ministries..... (20 min)
 - a. Compare and contrast programs and purposes of the Adventurer, Pathfinder, & Master Guide ministries

Instructor’s Signature _____

Date Completed _____





Name _____

PATHFINDER BASIC STAFF TRAINING – Section 2

Introduction to Pathfinder Club Organization (1.15 hour)

NOTES

Purpose

To introduce the standards and requirements of the Pathfinder Club.

Objective


To introduce basic procedures and policies relevant to the establishment and maintenance of the Pathfinder Club.

Explanation

1. Start-up and Structuring..... (25 min)
 - a. How to organize a Pathfinder Club
 - b. Club Structure from Local Club to General Conference
 - c. Local club relationship to Pathfinder Council and Ontario Conference Pathfinder Department
2. Club Membership (10 min)
 - a. Membership requirement
 - b. Medical Info and Liability Release Form
3. Conference Operating Policies (20 min)
 - a. Yearly club registration
 - b. Certificate of Operation
 - a. Vulnerable Sector Screening for Leaders
 - b. Uniform
 - c. Finance
 - d. Monthly Reporting
 - e. Accident Insurance
 - f. Membership regulations
4. Club Leadership (20 min)
 - a. Qualities of a Christian Servant-Leader
 - b. Job Description for each Club Leader

Instructor's Signature _____

Date Completed _____





Name _____

PATHFINDER BASIC STAFF TRAINING – Section 3

Introduction to Pathfinder Club Programming and Planning (1.15 hour)

Purpose

To learn how to plan strategically in conjunction with the mission and goals of Pathfinder ministry.

Objective

To develop familiarity with the activities and features that form the Pathfinder program, and to provide for leaders a background which enables them to plan and coordinate a successful ministry within the local Pathfinder club.


Explanation

1. Strategic Planning..... (15 min)
 - a. Mission and Goals of Pathfinder Ministry
 - b. Specific Objectives and Strategies
2. Yearly Program (20 min)
 - a. Based on a ten-month calendar
 - b. Regular meetings, district events, rallies, campouts, conference events
 - c. Ceremonies: Induction, Investiture, and Pathfinder Sabbath
 - d. Investiture Achievement classes
 - e. Pathfinder Parents' Association
3. Club Meetings (20 min)
 - a. Program models
 - b. Sample meeting timetable
 - c. Steps in planning a club meeting
4. AY Honours (10 min)
5. Club Morale (10 min)

Instructor's Signature _____

Date Completed _____

NOTES





Name _____

PATHFINDER BASIC STAFF TRAINING – Section 4

Introduction to Pathfinder Club Outreach (1.15 hour)

NOTES

Purpose

To learn how to minister to Pathfinders effectively and to equip them to minister to others as well.

Objective

To understand the true potential of what an army such as this rightly trained could accomplish.

1. The urgency of completing the gospel commission; not about changing our youth's privilege of participation.
2. Open the window of adventure by showing examples of the wide range of options and potentials for creativity in outreach.

Explanation

1. Outreach in its Historical Setting (20 min)

- a. Biblical requirement
- b. Christ's Method (Ministry of Healing, p. 143)
- c. Youth through History (Source: The Great Controversy)
- d. Adventist Church Pioneers and examples from around the world

Questions: Where are today's 12 and 17 year olds? Why?
When and where will a change occur?

2. Outreach Connections (15 min)

- a. Staff to staff
- b. Staff to Pathfinder
- c. Pathfinder to Pathfinder
- d. Club to church family
- e. Club to community
- f. Pathfinder to community

3. Current Examples of Creative Outreach (10 min)

- a. NAD Pathfinder involvement examples
- b. Local club involvement examples


3. Small Group Work (20 min)

(Divide into small groups for brainstorming and planning)

4. Have groups present results of discussion (10 min)

Instructor's Signature _____

Date Completed _____





Name _____

PATHFINDER BASIC STAFF TRAINING – Section 5

Introduction to Basic Drill and Ceremonies (1.15 hour)

NOTES

Purpose

To learn orderliness by standing tall and straight, simple drill and marching as a group with discipline and order.

Objectives

To develop a theoretical and practical understanding of the benefits that a Pathfinder and Pathfinder Club can obtain through drills and ceremonies.

To become confident in the ceremonial procedures connected with the Pathfinder Club.


Explanation

In this section, participants will:

1. Discuss the philosophy for drill and ceremonies within Pathfindinging (20 min)
2. Become familiar with the club ceremonies..... (15 min)
3. Proper Use of Flags and Guidons (15 min)
4. Become familiar with basic drill commands..... (25 min)
(Read the *Canadian Pathfinder Drill Manual*)

Instructor's Signature _____

Date Completed _____





Name _____

PATHFINDER BASIC STAFF TRAINING – Section 6

Adolescent Development (1.15 hour)

NOTES

Purpose

To enable leadership to help Pathfinders mature in the full stature of Jesus Christ.

Objective

To develop an understanding of the developmental needs of Pathfinder young people and learn how to relate to them effectively.


Explanation

Participants are required to understand and discuss the following:

1. Developmental Characteristics of the Pathfinder (25 min)
 - a. Particular attention should be given to the different needs that emerge in the following periods of the individual growth:
 - i. Pre-adolescence (10-12 years)
 - ii. Early Adolescence (13-15 years)
 - iii. Mid-adolescence (16-18 years)
 - b. Developmental Needs..... (20 min)
 - c. Principles of Effective Club Discipline..... (30 min)
 - i. Discipline vs. Punishment
 - ii. Discipline vs. Procedures
 - iii. Child Abuse/Sexual Abuse
 - iv. Motivating Pathfinders

Instructor's Signature _____

Date Completed _____





Name _____

PATHFINDER BASIC STAFF TRAINING – Section 7

Introduction to Teaching Skills (1.15 hour)

Purpose

To explore the different learning and teaching styles and teachable moments conducive for Pathfinders' physical, mental, social, and spiritual development.

Objective

To discover the importance and value of creative approaches to teaching and to learn ways of developing one's own creative style of teaching.

Explanation

1. Investiture Achievement Levels (20 min)
 - a. Friend
 - b. Companion
 - c. Explorer
 - d. Ranger
 - e. Voyager
 - f. Guide

2. Understanding Creativity (10 min)
 - a. Purposes and values in use of creative activities
 - b. Steps in the creative process
 - c. Some creative "tools"


3. Teaching the Pathfinder Curriculum Creatively..... (25 min)
 - a. Need to study the class curriculum
 - b. Assess the number and needs of your class
 - c. Work out your teaching plan
 - d. Available resources
 - e. Plan your work and work your plan

4. Teaching A.Y. Honours (20 min)

Instructor's Signature _____

Date Completed _____

NOTES





Name _____

PATHFINDER BASIC STAFF TRAINING – Section 8

Introduction to Medical, Risk Management, and Child Safety Issues (1.15 hour)

Purpose

To ensure that Pathfinder leaders make the safety of children/youth under their care their top priority.

Objective

To provide introductory information on medical history and liability release forms, child abuse prevention, staffing levels and supervision.

Explanation

1. Introduction to Risk Management (25 min)
 - a. Definition of Risk Management
 - b. Trip planning
 - c. Conference/Church Board Authorization
 - d. Accident Insurance/Reporting
2. Medical and Liability Release..... (20 min)
 - a. Medical Info and Liability Release form
 - b. Videography/Photography Release forms
 - c. Fast treatment of three common life-threatening medical conditions (i.e., asthma, allergies, & diabetes)
3. Introduction to Child Protection..... (30 min)
 - a. Vulnerable Sector Screening
 - b. Protecting Children and the Church
 - c. Child Abuse Prevention
 - c. Sexual Harassment/Misconduct
 - d. Duty to Report
 - e. Accountability

NOTES

Instructor's Signature _____

Date Completed _____

